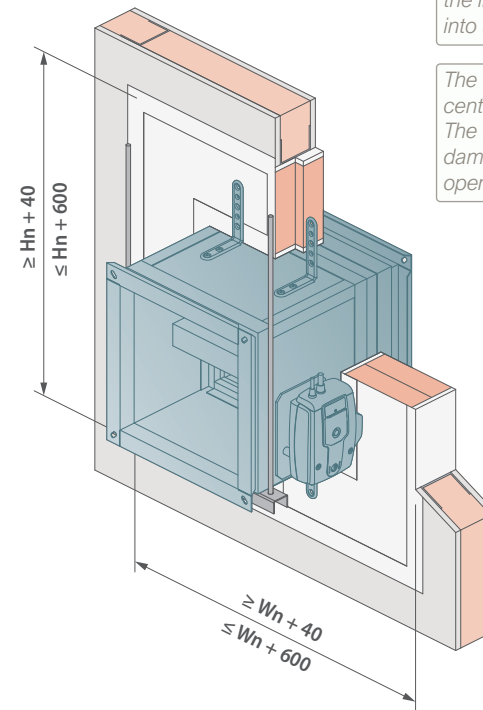
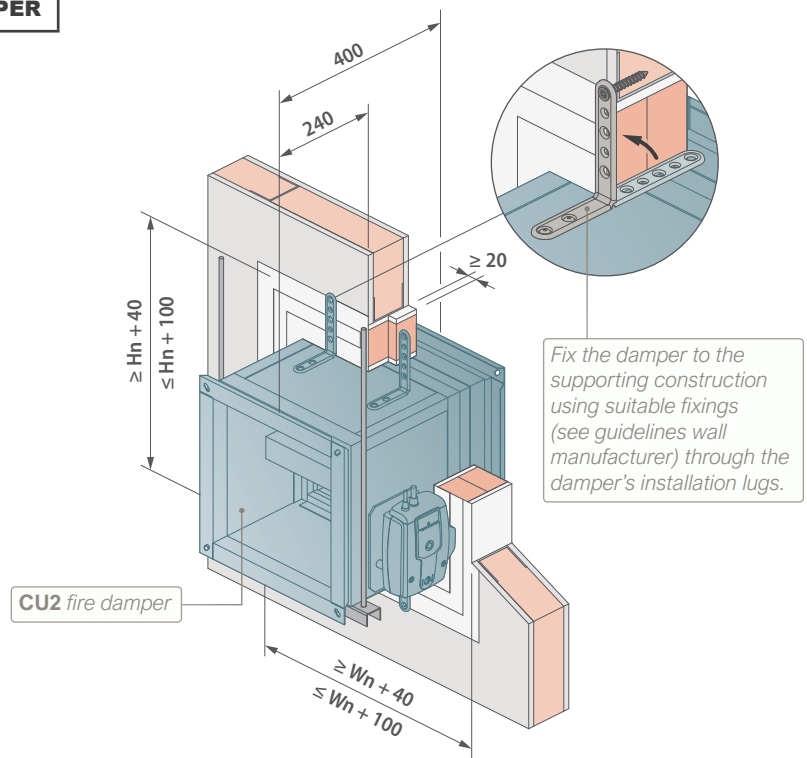
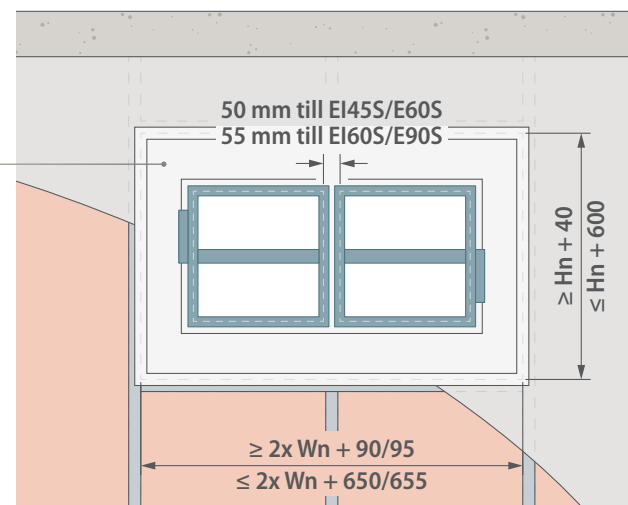
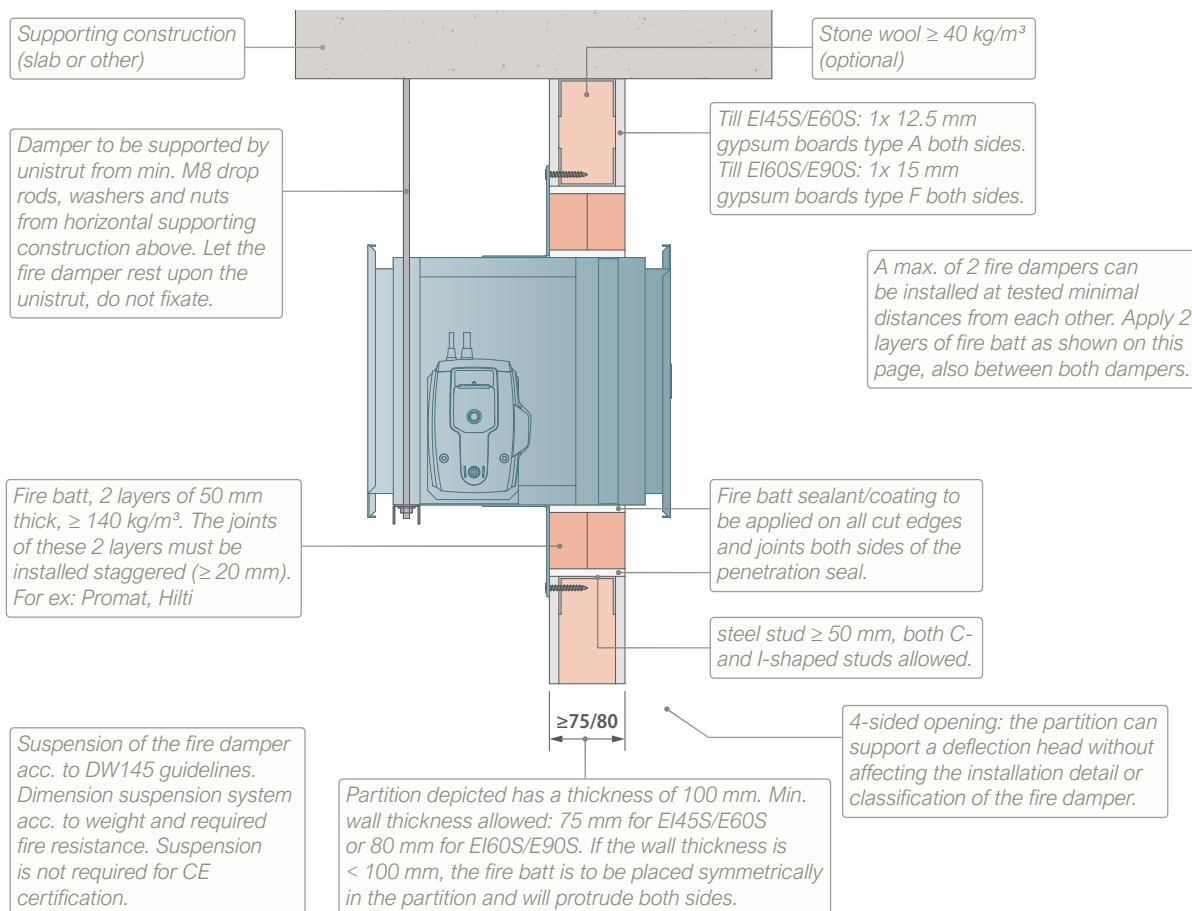


CU2 FIRE DAMPER



For larger wall openings (damper Dn + max. 600), CE certification is valid without the installation lugs being fixed into the supporting construction.

The damper doesn't need to be centred in the opening. The max. distance between the damper and the edge of the opening is 300 mm.



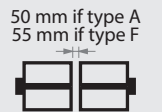
Provide appropriate break-away / flexible joint between fire damper and connecting ductwork on both sides of the assembly.

TECHNICAL FEATURES

- Damper range (WxH): 200x200 till 1500x1000.
- Damper can be installed with blade in horizontal position.



- Damper can be installed with mechanism on either side of the wall (independent of fire side).
- Please consult with the fire batt manufacturer for appropriate sealant/coating.
- A max. of 2 fire dampers can be installed at tested minimal distances from each other. Classification: till EI 45 / E 60 (ve i<->o)S if the partition is built using plasterboard type A. Till EI 60 / E 90 (ve i<->o)S if type F.



- To be read in conjunction with the CU2 Fire Damper Installation manual.
- Guidelines acc. to DW144/145 (not required for CE certification):
 - Installation lugs as shown in the drawings are available upon request.
 - Provide appropriate break-away / flexible joint between fire damper and connecting ductwork on both sides of the assembly (DW145: Breakaway and flexible joints should incorporate materials, fixings, clamps, etc. that are manufactured from non-fire-resistant material with a low melting point such as aluminium, plastic etc.).
 - Provide space to access the internal components of a damper through an adjacent ductwork opening. Rf-T can provide an inspection opening on the damper body upon request (option UL).
 - Supports to the connecting ductwork should be provided in accordance with the requirements of BESA Specification DW/144.
- Dimensions in mm unless otherwise stated.

INSTALLATION MANUAL



INSPECTION AND HANDOVER CHECK LIST



PLAN TITLE

CU2 fire damper in flexible supporting construction with a single layer of plasterboard. Installation detail with fire batt.

PAGE

1/1

CLASSIFICATION

EI 60 / E 90 (ve i<->o)S



REV

A

DATE

19/05/2026



Rf-Technologies